



Description

Product	MF – DIN 374 – Form C (with right hand spiral flutes 35°)
Application	Machine taps to produce metric ISO fine-pitch
Characteristics	Reduced shank (overflow drill), twisted flutes (RSP 35°)

Thread and tool data

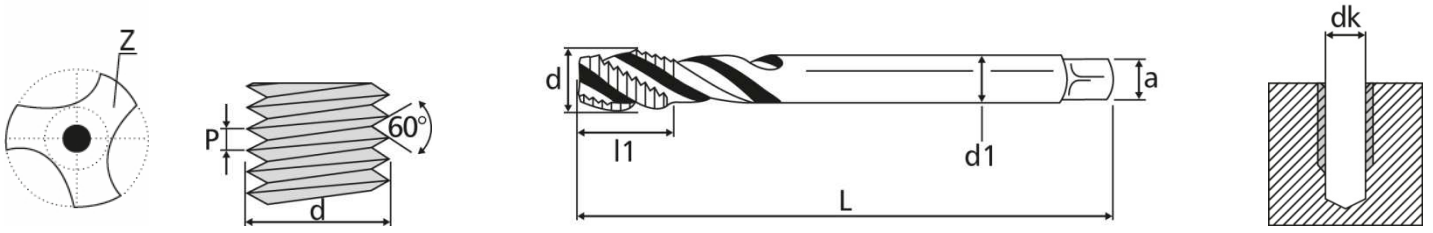
Classification	Metric ISO fine pitch (DIN 13-2)
Hole form	Blind hole
Standard	DIN 374 (DIN 2184-1)
Tolerance	ISO 2 / 6H
Chamfer	Form C (2-3 threads)
Specification	Reduced shank (overflow drill)
Flute form	Twisted flutes, RSP 35°
Rotational direction	Right
Max. depth	<2,5 x Ø
Tool material	HSSE-PM
Finish	Lorem ipsum
Tensile strength	650 – 1350 N/mm²
Cutting speed	2 - 35 m/min, material dependent
Coolant	Emulsion or cutting oil, material dependent

Applications

This tap is in principal universally applicable for all ABRAMS PREMIUM STEEL®-material grades. A more specific, material dependent overview of suitability, cutting value adjustments and coolant recommendations, can be found on the following pages of this data sheet.












Available diameters



Ø [d] x P	d1	a	L	l1	dk	Z	Online-Shop
M4 x 0,5	2,8	2,1	63	5	3,5	3	
M5 x 0,5	3,5	2,7	70	5	4,5	3	
M6 x 0,5	4,5	3,4	80	5	5,5	3	
M6 x 0,75	4,5	3,4	80	8	5,25	3	
M8 x 0,75	6,0	4,9	80	8	7,25	3	
M8 x 1	6,0	4,9	90	10	7,0	3	
M10 x 0,75	7,0	5,5	90	10	9,25	3	
M10 x 1	7,0	5,5	90	10	9,0	3	
M10 x 1,25	7,0	5,5	100	16	8,75	3	
M12 x 1	9,0	7,0	100	11	11,0	3	
M12 x 1,25	9,0	7,0	100	15	10,75	3	
M12 x 1,5	9,0	7,0	100	15	10,5	3	
M14 x 1	11,0	9,0	100	11	13,0	3	
M14 x 1,25	11,0	9,0	100	15	12,75	3	
M14 x 1,5	11,0	9,0	100	15	12,5	3	
M16 x 1	12,0	9,0	100	12	15,0	3	
M16 x 1,25	12,0	9,0	100	15	14,75	3	
M16 x 1,5	12,0	9,0	100	15	14,5	3	
M18 x 1	14,0	11,0	110	13	17,0	4	
M18 x 1,25	14,0	11,0	110	15	16,75	4	



M18 x 1,5	14,0	11,0	110	17	16,5	4	
M20 x 1,25	16,0	12,0	125	17	18,75	4	
M20 x 1,5	16,0	12,0	125	17	18,5	4	
M20 x 2	16,0	12,0	140	20	18,0	4	
M22 x 1,25	18,0	14,5	125	17	20,75	4	
M22 x 1,5	18,0	14,5	125	17	20,5	4	
M22 x 2	18,0	14,5	140	20	20,0	4	
M24 x 1,5	18,0	14,5	140	20	22,5	4	
M24 x 2	18,0	14,5	140	20	22,0	4	

The data here given is for guidance only. Any liabilities are hereby excluded.

